

# ZAMSURECO-I


Zamboanga del Sur I Electric Cooperative, Inc.  
Gov. V. M. Cerilles Street, Pagadian City

## BREAKDOWN OF GENERATION CHARGE

For the month of April 2026


POWER SUPPLIERS	% to total Kwh Purchased	TOTAL KWH GENERATION SALES	Basic Generation Cost	Other Cost Adjustments (DAA, NSS, and Other Billing Adjustments) (PhP)	Total Generation Cost for the Month (PhP)	Average Generation Cost (PhP/kWh)
PSALM	9.21%	2,935,359.72	8,699,893.11	-	8,699,893.11	2.9638
Therma South Inc.(TSI)	17.88%	5,698,400.00	49,077,366.60	113,968.00	49,191,334.60	8.6325
Libertad Power Energy Corporation	10.48%	3,340,005.83	26,603,723.56	1,506,879.08	28,110,602.64	8.4163
Sarangani Energy Corporation (SEC)	5.17%	1,646,400.00	18,467,215.10	-	18,467,215.10	11.2167
GN POWER Kauswagan	39.05%	12,444,660.00	85,166,113.14	5,098,212.94	90,264,326.08	7.2533
San Miguel Global Power	13.86%	4,416,000.00	26,266,368.00	-	26,266,368.00	5.9480
WESM	4.36%	1,390,080.00	11,104,015.41	157,476.05	11,261,491.46	8.1013
TOTAL	100.00%	31,870,905.55	225,384,694.92	6,876,536.07	232,261,230.99	7.2876

Prepared by:



**AZUCENA A. LAGURA**  
EDP and ISD Manager  
Rate-in-charge

Approved by:




**JOSE RAUL A. SANIEL**  
General Manager and CEO

Subscribed and sworn to before me this 24th day of April 2026  
Affiant exhibited to me his TIN bearing 124-301-148.

Doc.  
Page  
Book No  
Series

45  
12  
45  
2026



**ATTY. LYNFEL A. SECUYA, CPA**  
Notary Public  
Attorney's Roll No. 82290  
Commission No. 440-2k26  
Valid until December 31, 2027  
IBP No. 565006-12/11/2025/Zamboanga del Sur  
PTR No. 4198419-12/12/2025/Pagadian City  
MCLE Compliance No. VIII-0003191